



**District Report Card: 2017**


<b>State:</b> Maharashtra	<b>District:</b> Sindhudurg
<b>Class:</b> 5	<b>Subject:</b> Language
<b>Schools:</b> 60	<b>Students:</b> 1089


**Participation/Coverage**


**Students**

<b>GENDER</b> 	Boys		Girls	
	Number	%	Number	%
	546	50.14	543	49.86

<b>AREA</b> 	Rural		Urban	
	Number	%	Number	%
	968	88.89	121	11.11

<b>CATEGORY</b> 	SC		ST		OBC		GEN	
	Number	%	Number	%	Number	%	Number	%
	82	7.53	14	1.29	321	29.48	672	61.71

<b>CWSN</b> 	LD	VI	HI	S&LD	ID	Oth
	0	17	0	1	3	6

<b>Management</b> 	Government		Government-aided	
	Number	%	Number	%
	312	28.65	777	71.35

**Average Performance of Students in Language (%)**

Overall	Gender		Area		Management		Social Group			
	Male	Female	Rural	Urban	Govt.	Aided	SC	ST	OBC	GEN
74.55	73.00	76.11	74.27	76.80	77.82	73.24	77.89	79.52	72.75	74.90

## Performance on Learning Outcomes (LOs)

Learning Outcomes	Description	Average Performance(%)
L504	Reads and comprehends independently storybooks, news items/ headlines, advertisements etc.	71.90
L508	Reads text with comprehension, locates details and sequence of events	75.88

Range of Performance of Students who Answered Correctly							
Below 30%		30% - 50%		50% - 75%		Above 75%	
Number	%	Number	%	Number	%	Number	%
43	3.95	126	11.57	328	30.12	592	54.36

## Lowest Performing Learning Outcomes (LOs)

- 1 - Reads and comprehends independently storybooks, news items/ headlines, advertisements etc. (71.90)
- 2 - Reads text with comprehension, locates details and sequence of events (75.88)